





Short-term forecast

Station averages

	 °C	 %	 hPa	 m/s	 mm/h	 °C
13 Apr	8.7 / 4.3	68.5	1016.3	3.1	3.6	4.2 / 0.3
14 Apr	9.8 / 4.7	76.9	1019.4	1.8	4.3	7.0 / 2.2
15 Apr	10.7 / 4.5	76.4	1022.7	1.8	1.4	7.3 / 2.2
16 Apr	9.9 / 3.7	71.1	1024.6	1.8	0.2	5.8 / 1.5
17 Apr	12.7 / 3.8	67.0	1026.8	2.3	1.5	8.8 / 1.1
18 Apr	13.6 / 5.1	59.0	1027.8	2.1	0.2	9.3 / 2.5
19 Apr	15.1 / 6.2	59.8	1028.4	2.3	0.0	11.2 / 3.8
20 Apr	13.4 / 6.8	63.7	1025.3	2.3	0.7	9.7 / 4.2
21 Apr	13.2 / 5.7	68.9	1022.4	2.5	0.6	9.7 / 3.2

Station extremes

	 °C	 %	 hPa	 m/s	 m/s	 mm/h	 °C
13 Apr	18.6 2018	99.0 2022	1035.1 2019	13.2 2020	25.5 2020	15.7 2024	15.4 2018
	-0.1 2020	22.0 2018	995.7 2024	-	-	-	-10.4 2020
14 Apr	16.2 2018	99.0 2020, 2022	1036.1 2019	8.2 2018	11.2 2023, 2024	20.1 2020	14.1 2018
	0.7 2021	30.0 2019	995.7 2024	-	-	-	-2.2 2020
15 Apr	18.5 2018	99.0 2020	1036.4 2019	7.3 2020	15.3 2020	8.3 2020	16.6 2018
	1.0 2021	30.0 2019	1006.8 2020	-	-	-	-2.0 2021
16 Apr	13.5 2019	97.0 2023	1034.8 2022	8.8 2020	20.4 2020	0.6 2018, 2020	11.2 2023
	1.7 2019, 2021	22.0 2019	1009.7 2020	-	-	-	-3.0 2020
17 Apr	15.5 2019	98.0 2023	1035.3 2023	9.3 2018	15.3 2018	4.5 2018, 2019	12.7 2023
	1.1 2021	26.0 2019	1015.4 2018	-	-	-	-2.6 2020
18 Apr	16.8 2021	94.0 2023	1038.4 2023	9.1 2018	13.3 2022	0.9 2018	14.1 2021
	0.4 2020	24.0 2019	1015.8 2022	-	-	-	-1.8 2020
19 Apr	19.5 2018	94.0 2022	1038.5 2023	10.5 2018	16.7 2018	0.0 > 3 cases	15.2 2018
	2.2 2020	28.0 2019	1016.1 2022	-	-	-	-0.2 2020
20 Apr	18.0 2023	97.0 2021	1035.7 2019	8.2 2018	13.3 2021	3.6 2021	14.7 2023
	3.1 2022	31.1 2023	1011.2 2021	-	-	-	1.0 2021
21 Apr	20.0 2022	99.0 2023	1033.8 2020	11.8 2021	18.4 2021	2.3 2021	18.5 2022
	1.8 2023	37.1 2020	1009.5 2021	-	-	-	-5.4 2021

Almanac

